

GARAGE DOORS



WIŚNIOWSKI

GATES | WINDOWS | DOORS | FENCES

ROLLER DOORS BR-77E | BR-77s

Intended use: The roller garage door is intended for use in private buildings and utility rooms. The door curtain is made of aluminium profiles filled with freon-free polyurethane foam. The curtain is rolled onto a steel winding shaft located near the lintel inside the room. Aluminium vertical tracks, powder coated. As standard, the door is fitted with an electric drive unit, an internal pushbutton switch, and an external key switch, as well as an emergency opening crank. The door is installed behind the opening as standard (inside the room); when a special version is ordered, it can also be installed in front of the opening (outside the room).



SAVES SPACE

A perfect solution for buildings where space is of essence or where ceiling tracks cannot be installed. Once the door curtain is wound on the shaft, it takes up very little space just behind the lintel. This provides free area under the ceiling and on the sides.



PROTECTION AGAINST CORROSION

The door curtain and tracks are made of aluminium, whose excellent technical parameters and resistance to weather outmatch other materials.



SAFETY

Each roller door is fitted with a safety brake. It serves as an auxiliary protective device which prevents the door curtain from inadvertently dropping.

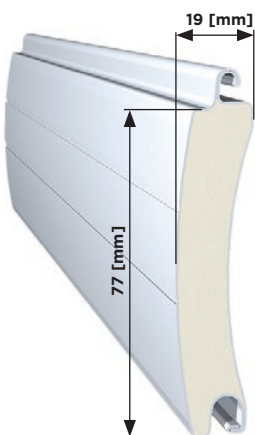


STRUCTURE

- 1 The **curtain lock** in the BR-77s and BR-77E door curtain prevents the curtain from being lifted from the outside.
- 2 Safety of use is ensured by the **safety edge**. If a curtain collides with an obstacle, it retracts to an open position.
- 3 **Distance brackets** ensure proper clearance between the profiles when the door curtain is wound to allow quiet operation of the door and to extend the life of the panels.
- 4 Emergency opening of the door from the inside is possible thanks to the **emergency opening crank**. **Crank output through a wall** - if no other entrance is available to the room where the roller door is installed, an option which allows the crank to be output through the lintel to the outside of the entrance opening should be ordered. Please provide wall thickness when placing your order.
- 5 **AW 77 section** is a light aluminium profile infilled with freon-free polyurethane foam.
- 6 **Aluminium tracks** (without a thermal break) are fixed inside the room along the side edges of the opening. They are fitted with brush gaskets and slides.
- 7 The door curtain is fitted with a **reinforced aluminium bottom profile**, which increases the rigidity of the curtain.



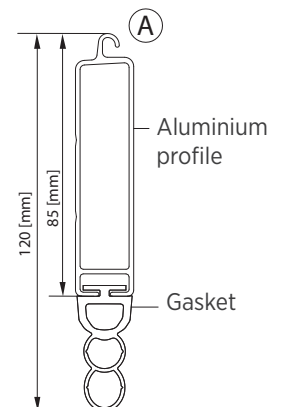
DOOR CURTAIN



Door curtain

The door curtain is made of aluminium profiles infilled with freon-free polyurethane foam (this does not apply to the bottom profile). Our very own production line for manufacturing profiles ensures full quality control. Special design solutions, such as distance brackets installed at the ends of the profiles, which prevent door profiles from separating and prevent scratching, ensure a long life. The profiles are provided with a highly wear-resistant coating. The door curtain is fitted with a reinforced aluminium bottom profile, which provides increased rigidity of the door. A three-chamber seal is installed on the bottom profile.

Bottom section





DOOR DESIGNS



BR-77s | BR-77E DOOR

BR-77s | BR-77E DOOR
(example glazing)


BR-77s | BR-77E DOOR
with a ventilated profile

COLOURS

Standard colours of door made up of AW 77 profiles



Wood imitating colours



In response to the needs and ideas of individual customers who expect a durable, appealing, and original look, we offer a wide range of colours. This allows the customer to match the door colour to the façade, windows, and finishing elements of the building.

For our customers looking for garage doors in unique colours, we offer powder coating in over 200 RAL palette colours.



WINDING SHAFT COVER TYPES



BR-77 E ROLLER DOOR

The door is fitted with a partial winding shaft cover (front)



BR-77 s ROLLER DOOR

The door is fitted with a winding shaft cover around the circumference of the shaft.



INSTALLATION DIMENSIONS

| | BR-77E | BR-77s |
|-------------------|--|--|
| Sj | So | So |
| Hj ⁽¹⁾ | Ho - 130 [mm] | Ho - 140 [mm] |
| Hj ⁽²⁾ | Ho - 170 [mm] | Ho - 140 [mm] |
| Nmin | = 180 [mm] for Ho = 2,100 [mm] = 250 [mm] for Ho = 2,250 [mm] = 285 [mm] for Ho ≤ 2,700 [mm] | = 300 [mm] for Ho ≤ 2,700 [mm] = 370 [mm] for Ho > 2,700 [mm] = 370 [mm] with a SIK drive unit |
| W1min, W2min | 100 [mm] | 110 [mm] = 400 [mm] with a SIK drive unit on the drive side |
| Emin | Nmin + 200 [mm] | Nmin + 200 [mm] |

So - opening width, ordering dimension,
 Sj - clear passage width after door installation,
 Ho - opening height, ordering dimension,
 Hj - clear passage height after door installation,
 N - minimum required lintel height,
 W₁ - minimum required side clearance,
 W₂ - minimum required side clearance,
 E - minimum room depth with clearance under the ceiling.

Tab. 1. Installation parameters - standard version

AVAILABLE DIMENSIONS

| Opening height ⁽¹⁾ (Ho) in [mm] up to | Opening width ⁽¹⁾ (So) in [mm] up to | | | | | | | | | | | | | | | | | | | | | |
|--|---|-------|-------|-------|-------|-------|-------|-------|-------|-------|-------|-------|-------|-------|-------|-------|-------|-------|-------|-------|-------|--|
| | 2,300 | 2,400 | 2,500 | 2,600 | 2,700 | 2,800 | 2,900 | 3,000 | 3,100 | 3,200 | 3,300 | 3,400 | 3,500 | 3,600 | 3,700 | 3,800 | 3,900 | 4,000 | 4,100 | 4,200 | 4,300 | |
| 1,700 | | | | | | | | | | | | | | | | | | | | | | |
| 1,800 | | | | | | | | | | | | | | | | | | | | | | |
| 1,900 | | | | | | | | | | | | | | | | | | | | | | |
| 2,000 | | | | | | | | | | | | | | | | | | | | | | |
| 2,100 | | | | | | | | | | | | | | | | | | | | | | |
| 2,200 | | | | | | | | | | | | | | | | | | | | | | |
| 2,300 | | | | | | | | | | | | | | | | | | | | | | |
| 2,400 | | | | | | | | | | | | | | | | | | | | | | |
| 2,500 | | | | | | | | | | | | | | | | | | | | | | |
| 2,600 | | | | | | | | | | | | | | | | | | | | | | |
| 2,700 | | | | | | | | | | | | | | | | | | | | | | |
| 2,750 | | | | | | | | | | | | | | | | | | | | | | |
| 2,850 | | | | | | | | | | | | | | | | | | | | | | |
| 2,950 | | | | | | | | | | | | | | | | | | | | | | |
| 3,050 | | | | | | | | | | | | | | | | | | | | | | |
| 3,100 | | | | | | | | | | | | | | | | | | | | | | |
| 3,150 | | | | | | | | | | | | | | | | | | | | | | |
| 3,250 | | | | | | | | | | | | | | | | | | | | | | |
| 3,350 | | | | | | | | | | | | | | | | | | | | | | |
| 3,450 | | | | | | | | | | | | | | | | | | | | | | |
| 3,550 | | | | | | | | | | | | | | | | | | | | | | |
| 3,650 | | | | | | | | | | | | | | | | | | | | | | |
| 3,750 | | | | | | | | | | | | | | | | | | | | | | |
| 3,850 | | | | | | | | | | | | | | | | | | | | | | |
| 3,950 | | | | | | | | | | | | | | | | | | | | | | |
| 4,050 | | | | | | | | | | | | | | | | | | | | | | |
| 4,150 | | | | | | | | | | | | | | | | | | | | | | |

available width range for the GFA SIK drive units for Br-77s doors
 and doors with a tubular operator (standard version)

(1) - Totmann door version
 (2) - Automatik door version (in the case of the BR-77s doors with the "Installation outside of the room" option, the full clear passage cannot be obtained).
 (3) - Ordering dimension



OPTIONAL ACCESSORIES

CODE LOCK



Operates the door after an individual access code is provided. Can be installed outside and inside.

PROXIMITY CARD READER



Can be controlled with proximity cards or fobs. Just place the card or fob against the reader to operate the door drive.

SIGNAL LIGHT



Warning function. Orange blinking light indicates that the door is operating.

3CH io WALL-MOUNTED TRANSMITTER



3-channel transmitter makes it possible to control drive units and radio receivers. The wall-mounted transmitter is a wireless flush-mounted device which does not require any cables.

Keygo io TRANSMITTER



Works with the radio receiver and controls the drive unit through radio waves. One remote control can operate four individual doors.

KEYPAD 2 io



Makes it possible to control the io radio drives and can support up to two devices. It is a surface-mounted wireless device, installation does not require any cables.

Rollixo SMART io CONTROL SYSTEM



The Rollixo controller makes it possible to integrate roller doors with a smart management system based on TaHoma Switch or smartCONNECTED Box central control units. This opens up the possibility to use additional devices such as: remote control transmitters, code keypad, wall transmitter, and other accessories.

EXTERNAL RADIO RECEIVER



Makes it possible to control the drive units of other manufacturers using the Pulsar transmitter. It is a two-channel device which makes it possible to program as many as 32 transmitters.

PHOTOCELLS



If an obstacle appears in the clear passage, the infrared beam is interrupted, the door stops and returns to the open position.

EXTERNAL KEY SWITCH



The switch requires a key for the door to operate. Recommended where access must always be controlled.

LOCK



Makes it possible to lock the door from both sides. Deadbolts are made of steel galvanized bars connected to the lock with rods (installed inside the bottom profile).



AUTOMATIC OPERATING UNIT KITS

Automatic operating units fitted in WIŚNIEWSKI doors are configured for continuous reliable operation. We use only proven drive and control units that ensure the highest comfort of use and many years of operation.

| | Totmann | Automatik | Totmann | Automatik |
|---|--|--|---|--|
| Kit type | | | | |
| Design | Tubular operator with integrated limit switches and an emergency opening feature. Controlled with a pushbutton switch installed inside and a key switch installed outside. Mechanical brake. | Tubular operator with integrated limit switches and an emergency opening feature. Rollixo SMART io control unit with 3CH io wireless wall-mounted transmitter included in set. Two Keygo io remote controls. Mechanical brake with a safety switch. Optical sensors with a spiral cable and box. | GfA SIK drive unit, TS 959 central control unit: up (with impulse maintenance)-stop-down (without impulse maintenance), cable with a plug 16 [A], emergency opening with a crank. | GfA SIK drive unit, TS 970 central control unit: up-stop-down (with impulse maintenance), cable with a plug 16 [A], optical sensors with a spiral cable and box, emergency opening with a crank. |
| Technical data | Totmann | Automatik | Totmann | Automatik |
| Mains | 230 [V]; 50 [Hz] | 230 [V]; 50-60 [Hz] | 3 x 400 [V]; 50 [Hz] | 3 x 400 [V]; 50 [Hz] |
| Motor supply | 230 [V]; 50 [Hz] | 230 [V]; 50 [Hz] | 3 x 400 [V]; 50 [Hz] | 3 x 400 [V]; 50 [Hz] |
| Limit switch | mechanical | mechanical | mechanical | mechanical |
| Central control unit | no | Rollixo SMART io | TS 959 | TS 970 |
| Emergency opening | crank | crank | crank | crank |
| Motor power | 240-400 [W] | 240-400 [W] | 400 [W] | 400 [W] |
| Torque | 50-120 [Nm] | 50-120 [Nm] | 250 [Nm] | 250 [Nm] |
| Functionality | Totmann | Automatik | Totmann | Automatik |
| Obstacle detection | no | yes, optical strip | no | yes, optical strip |
| Automatic closing | no | yes | no | yes |
| Safety brake | no | yes | no | no |
| Signal light | no | yes | no | no |
| Protective device status information | no | yes | yes | yes |
| Cycle counter | no | no | yes | yes |
| Expandability | Totmann | Automatik | Totmann | Automatik |
| Signal light | no | yes / 24 [V]; 4 [W] | yes | yes |
| Photocells | no | yes | no | yes |
| External antenna | no | yes | no | no |
| Key switch, external | no | yes | yes | yes |
| Radio receiver, external | no | yes | no | yes |
| Chain hoist, emergency opening | no | no | yes | yes |



BR-77s



BR 77E



TECHNICAL DATA

| | BR-77s, BR-77E |
|---|--|
| Curtain | Aluminium sheet profiles, polyester coating on both sides, infilled with high density PU foam $g=42 \text{ kg/m}^3$ without HCFC |
| Panel height/thickness | 77/19 [mm] |
| Duty | 4 cycles/hour or 25 cycles per day (for tubular operators) 10 cycles/hour or 25 cycles per day (for SIK drive units) |
| Thermal transmittance factor | As provided on the door nameplate |
| Watertightness | class 2 in accordance with PN-EN 13241-1 section 4.4.2 |
| Resistance to wind load | class 2 in accordance with PN-EN 13241-1 section 4.4.3 |
| Air permeability | 2 in accordance with PN-EN 13241-1 section 4.4.6 |
| Drive type/supply type | Tubular operator 1x230 [V] or 3x400 for the SIK drive unit |
| Sealing | The door is sealed along the entire circumference (tracks are fitted with a double brush seal, bottom profile is fitted with a cellular EPDM gasket, brush seal in the lintel). |
| Safety features | Special profile shape protecting fingers from being crushed, protective device that prevents the curtain from being lifted from the outside – adjustable protective devices are installed in the BR-77s doors, while in the BR-77E and BR-100E doors the crosspiece connecting the side covers serves a protective function, safety brake preventing inadvertent falling of the door curtain, photocells (optional accessory), crank for emergency opening of the door, external or/and code lock (optional accessory), door curtain lock (optional accessory), proximity reader (optional accessory). |
| Optional accessories | Ventilated panel, glazed panel, lock, photocells, code lock, warning light, transmitter, magnetic card reader, wall-mounted transmitter, external key switch, io code keypad, smartphone control, Elektromat SIK drive unit |
| Maximum width / height of the door [mm] | 4,300/4,150 [mm] |
| Standard colours | RAL 3003, RAL 5012, RAL 6005, RAL 6009, RAL 7016, RAL 7040, RAL 8014, RAL 8019, RAL 9005, RAL 9006, RAL 9010, RAL 7038, Golden Oak, Dark Oak |
| Custom colours | other RAL |

CONTROL THE GARAGE DOOR WITH YOUR SMARTPHONE!

The SmartCONNECTED technology brings WIŚNIOWSKI automatic garage doors to the next level of product development, tailoring them to the requirements of increasingly demanding customers. On the one hand, it makes it possible to control the devices with a smartphone, and on the other, it gives the users full control and lets them stay in touch with their home from any place in the world. io-homecontrol® makes it possible to wirelessly connect the Rollixo io to the smart home system controlled by one of the Somfy central control units: TaHoma® Switch or smartCONNECTED Box. Building a comprehensive smart home provides a number of benefits and additional features that enhance your comfort every single day.



WIŚNIOWSKI Sp. z o.o. S.K.A.
 PL 33-311 Wielogłowy 153
 tel. +48 18 44 77 111
 Fax +48 18 44 77 110
www.wisniowski.pl/en

Let us inspire you!
 See other solutions from WIŚNIOWSKI!



The products shown in this publication often feature special accessories and do not always correspond to their standard versions • The technical data sheet does not constitute an offer within the meaning of the Polish Civil Code • The manufacturer reserves the right to introduce changes without notice • NOTE: The colours shown in the technical data sheet are for reference only • All rights reserved • Copying and use, in part or in full, is prohibited without the consent of WIŚNIOWSKI Sp. z o.o. S.K.A. • BR-77s | BR 77E/07.23/EN